



# Summary of Final Results




## 2026 OWG Orillia 2026

### 20 February 2026


Highlands Nordic

Time of Last Finish: 23:15 hrs






### U17 Male - 0.22 Calibre - 4.5 km Sprint

Rank	Bib	Name	Team	Shooting			Final Time	Behind	%	Pts	Notes
				P	P	I					
1	2	BARTLETT, Rohen	CN 	3	2	5	17:25.8	0.0	—	60	
2	1	BERGMAN, Ethen	LSB 	1	1	2	17:32.1	+6.3	—	54	
3	3	TURGEON, Rhys	LSB 	3	1	4	18:02.2	+36.4	—	48	

### U17 Female - 0.22 Calibre - 4.5 km Sprint

Rank	Bib	Name	Team	Shooting			Final Time	Behind	%	Pts	Notes
				P	P	I					
1	6	SKOMOROH, Abigail	LSB 	2	2	4	18:46.0	0.0	102.1%	60	
2	4	BUDZINSKI, Evelyn	CN 	1	0	1	19:19.9	+33.9	99.1%	54	
3	8	YURACK, Sofia	CN 	2	2	4	19:23.5	+37.5	98.8%	48	
4	9	BARTLETT, Clara-Joy	CN 	0	0	0	19:27.5	+41.5	98.5%	43	
5	7	GUYON, Kaija	CN 	2	1	3	21:05.8	+2:19.8	90.8%	40	
6	10	MALHERBE, Alexia	CN 	2	0	2	22:55.9	+4:09.9	83.6%	38	
7	5	FRANCOEUR, Madeleine	CN 	3	3	6	23:53.7	+5:07.7	80.2%	36	Penalties: 1:00 penalty loop not done - 1 min

### U15 Male - 0.22 Calibre - 4.5 km Sprint

Rank	Bib	Name	Team	Shooting			Final Time	Behind	%	Pts	Notes
				P	P	I					
1	15	MARTIN-MILLS, Nolan	HTB 	0	1	1	17:03.3	0.0	102.2%	60	
2	14	BISHOP, Kalen	HTB 	0	0	0	17:25.7	+22.4	100%	54	
3	13	LANG, Adrian	HTB 	0	0	0	17:47.3	+44.0	98%	48	
4	11	SAJAN, Graham	CN 	2	1	3	19:33.0	+2:29.7	89.1%	43	Penalties: 1:00 penalty loop not done - 1 min
5	12	MALHERBE, Maxime	CN 	3	2	5	25:07.6	+8:04.3	69.3%	40	Penalties: 1:00





# Summary of Final Results

## 2026 OWG Orillia 2026

### 20 February 2026

Highlands Nordic

Time of Last Finish: 23:15 hrs

penalty loop not done  
- 1 min





## U17 Male - Ecoaims - 4.5 km Sprint

Rank	Bib	Name	Team	Shooting			Final Time	Behind	%	Pts	Notes
				P	P	I					
1	17	CLARK, Cedar	LSB 	4	1	5	15:10.9	0.0	112.4%	60	
2	19	LEE, Samuel	KN 	0	1	1	17:48.3	+2:37.4	95.9%	54	
3	20	PRENTICE, Keiran	HSB 	3	0	3	18:13.2	+3:02.3	93.7%	48	
4	16	DUNHAM, Dawson	CD 	1	4	5	22:50.4	+7:39.5	74.7%	43	Penalties: 2:00 penalty loop not done - 1 min penalty loop not done - 1 min
5	18	KOGAN, David	CD 	3	4	7	27:04.8	+11:53.9	63%	40	

## U17 Female - Ecoaims - 4.5 km Sprint

Rank	Bib	Name	Team	Shooting			Final Time	Behind	%	Pts	Notes
				P	P	I					
1	22	SHAMI, Ava	HSB 	1	1	2	18:21.7	0.0	—	60	
2	21	RICHARDSON, Isabelle	CD 	0	1	1	39:01.6	+20:39.9	—	54	

## U15 Female - Ecoaims - 4.5 km Sprint

Rank	Bib	Name	Team	Shooting			Final Time	Behind	%	Pts	Notes
				P	P	I					
1	26	MIRONOV, Deena	HTB 	1	2	3	19:23.5	0.0	105.8%	60	
2	23	VELICHKO, Nastya	HSB 	3	5	8	20:21.8	+58.3	100.7%	54	
3	27	PRICHERT-SAMARIN, Mila	HTB 	3	1	4	21:46.7	+2:23.2	94.2%	48	
4	25	BROIDE, Ksenia	HTB 	5	4	9	23:07.5	+3:44.0	88.7%	43	





# Summary of Final Results











## 2026 OWG Orillia 2026

### 20 February 2026

Highlands Nordic

Time of Last Finish: 23:15 hrs

## U15 Male - Ecoaims - 4.5 km Sprint

Rank	Bib	Name	Team	Shooting			Final Time	Behind	%	Pts	Notes
				P	P	I					
1	32	ZEMDEGS, William	HTB 	0	2	2	18:24.9	0.0	102.6%	60	
2	28	CANERS, William	HTB 	1	2	3	18:44.2	+19.3	100.9%	54	
3	34	BISHOP, Boston	HTB 	0	2	2	19:33.3	+1:08.4	96.7%	48	
4	29	CURTIS, Jack	HTB 	2	2	4	19:40.2	+1:15.3	96.1%	43	
5	37	WOYZBUN, Zygmunt	HTB 	2	0	2	19:44.5	+1:19.6	95.7%	40	
6	30	MARTIN-MILLS, Quinn	HTB 	0	0	0	19:45.9	+1:21.0	95.6%	38	
7	35	PRICHERT-SAMARIN, Max	HTB 	0	2	2	20:34.2	+2:09.3	91.9%	36	
8	31	CHARBONNEAU, Gustave	WNSC 	4	4	8	22:07.1	+3:42.2	85.5%	34	
9	36	MARSHALL, Silas	WNSC 	0	0	0	27:54.1	+9:29.2	67.7%	32	
10	33	SHANAHAN, Patrick	CD 	3	0	3	29:07.3	+10:42.4	64.9%	31	Penalties: 1:00 penalty loop not done - 1 min

