

# Snickers Challenge Summary of Results Sprint Competitions

Highlands Nordic, Duntroon, 18 January 2015

Start Time 10:45 -- Time of Last Finish 14:25


## Juvenile Boys - 3.5 km Sprint (AR)

Rank	Bib	Lic No	Name	Team	Shooting			Result	Behind	%	Pts	Remarks
					P	P	I					
1	4		BERGSTROM, Isaac	Highl	0	0	2	17:41.0		105.4%	50	
2	3		SCHICK, Trevor	Highl	0	0	1	18:30.0	+49.0	100.8%	46	
3	2		CZERNY, Olie	Highl	2	0	4	19:45.0	+2:04.0	94.4%	43	
4	1		WIESNER, Christian	Highl	4	0	8	36:19.0	+18:38.0	51.3%	40	
5	5		SAVILL, Henry	Highl	4	3	11	47:37.0	+29:56.0	39.2%	37	

## Jr Boys - 6 km Sprint (AR)

Rank	Bib	Lic No	Name	Team	Shooting			Result	Behind	%	Pts	Remarks
					P	P	I					
1	12		MARTEL, Troy	2919	2	0	3	34:38.0		102.7%	50	
2	11		KNOWLES, Wyatt	167	0	2	5	34:40.0	+2.0	102.6%	46	
3	26		WIESNER, wolfgang	Highl	0	0	0	37:22.0	+2:44.0	95.2%	43	
4	22		LOHNES, Braden	167	5	4	19	37:58.0	+3:20.0	93.6%	40	
5	15		PORTELLI, Lucas	2659	1	0	1	38:42.0	+4:04.0	91.9%	37	
6	10		ROBITAILLE, Logan	1909	0	2	5	39:50.0	+5:12.0	89.3%	34	
7	7		MACDOUGALL, Aiden	1909	2	3	10	41:24.0	+6:46.0	85.9%	32	
8	27		LAEVENS, Tyson	1909	1	1	9	43:30.0	+8:52.0	81.7%	31	missed one bout
9	20		FRENCH, Jake	167	1	4	12	45:40.0	+11:02.0	77.9%	30	
10	16		CRAWLEY, Brendan	2659	0	0	1	45:44.0	+11:06.0	77.7%	29	
11	23		TROTTIER, Timothy	2919	0	4	5	46:17.0	+11:39.0	76.8%	28	
12	6		CHARLEBOIS, Zachary	1909	0	1	7	46:57.0	+12:19.0	75.7%	29	
13	28		LU, Allen	778	2	1	6	51:34.0	+16:56.0	69.0%	28	
14	21		WONG, Justin	778	2	0	4	54:35.0	+19:57.0	65.1%	27	
15	25		VAN DUYN, Phillip	1909	1	1	9	56:11.0	+21:33.0	63.3%	26	missed one bout
16	17		CAMERON, Callum	1944	3	5	13	57:37.0	+22:59.0	61.7%	25	
17	8		DIMITROFF, Chace	1909	4	2	15	59:03.0	+24:25.0	60.2%	24	missed one bout
18	18		TSE, Victor	8	5	5	17	1:00:50.0	+26:12.0	58.4%	23	





# Snickers Challenge Summary of Results Sprint Competitions

Highlands Nordic, Duntroon, 18 January 2015


Start Time 10:45 -- Time of Last Finish 14:25

19	19	<b>SHEN, Paul</b>	8	4	4	17	<b>1:15:33.0</b>	+40:55.0	47.1%	22	
20	9	<b>RENOUF, Braydon</b>	2799	3	5	18	<b>1:41:37.0</b>	+1:06:59.0	35.0%	21	missed loops
21	29	<b>EWART, Max</b>	2799	4	4	18	<b>1:46:22.0</b>	+1:11:44.0	33.4%	20	missed loops
DNS	13	<b>HENRY, L</b>	1944								
DNS	14	<b>XUE, Danny</b>	8								
DNS	24	<b>AIKEN, J</b>	1944								
DNS	30	<b>GHOST, junior</b>	Highl								

## Sr Boys - 6 km Sprint (AR)

Rank	Bib	Lic No	Name	Team	Shooting			Result	Behind	%	Pts	Remarks
					P	P	I					
1	33		<b>MCCUTCHEON, Luke</b>	1909	0	1	1	<b>29:33.0</b>		113.3%	50	
2	43		<b>TULIO, Aiden</b>	167	3	1	6	<b>32:30.0</b>	+2:57.0	103.1%	46	
3	38		<b>HANNAH, Spencer</b>	167	1	4	10	<b>38:26.0</b>	+8:53.0	87.1%	43	
4	35		<b>HOYES, Ethan</b>	2799	1	0	3	<b>40:05.0</b>	+10:32.0	83.6%	40	
5	32		<b>COOK, Hudson</b>	167	4	5	15	<b>41:39.0</b>	+12:06.0	80.4%	37	missed loops
6	47		<b>NATTRASS, Ethan</b>	2659	2	0	2	<b>43:08.0</b>	+13:35.0	77.7%	34	
7	41		<b>PORTELLI, Zachary</b>	2659	0	0	0	<b>43:15.0</b>	+13:42.0	77.4%	32	
8	44		<b>EWART, Aidan</b>	2799	1	3	8	<b>43:25.0</b>	+13:52.0	77.1%	31	
9	39		<b>KIM, Young Joon</b>	778	0	1	3	<b>50:41.0</b>	+21:08.0	66.1%	30	
10	45		<b>WEISS, Kevin</b>	2919	4	4	14	<b>51:06.0</b>	+21:33.0	65.5%	29	
11	36		<b>SALINAS, David</b>	2799	3	3	13	<b>54:25.0</b>	+24:52.0	61.6%	28	missed one bout
12	48		<b>DONIEGO, Harry</b>	778	4	3	11	<b>54:40.0</b>	+25:07.0	61.3%	29	
13	34		<b>FARKAS, Michael</b>	1909	3	4	17	<b>56:42.0</b>	+27:09.0	59.1%	28	missed two bouts
14	40		<b>YUEN, Coleman</b>	778	2	1	4	<b>56:56.0</b>	+27:23.0	58.8%	27	
15	37		<b>KASHIN, Anthony</b>	2799	1	4	12	<b>58:09.0</b>	+28:36.0	57.6%	26	missed one bout
16	46		<b>SWARBRICK, Christian</b>	2919	1	3	11	<b>59:05.0</b>	+29:32.0	56.7%	25	missed one bout
17	31		<b>MAK, Lawrence</b>	8	5	4	17	<b>1:11:04.0</b>	+41:31.0	47.1%	24	missed loops
DNS	42		<b>JEPMA, Lucas</b>	2659								





# Snickers Challenge Summary of Results Sprint Competitions

Highlands Nordic, Duntroon, 18 January 2015

Start Time 10:45 -- Time of Last Finish 14:25

## Youth Men - 6 km Sprint (AR)

Rank	Bib	Lic No	Name	Team	Shooting			Result	Behind	%	Pts	Remarks
					P	P	I					
1	49		NYENHUIS, Nicholas	167	2	4	13	33:22.0		111.3%	50	
2	53		FENTON, Todd	167	4	3	12	38:48.0	+5:26.0	95.7%	46	
3	51		GILBERT, Issac	2659	0	0	0	39:16.0	+5:54.0	94.6%	43	
4	52		MUELLER, Eric	1909	1	1	6	41:51.0	+8:29.0	88.8%	40	
DNS	50		BRAY, Austin	2659								


## Open Long Male - 6 km Sprint (AR)

Rank	Bib	Lic No	Name	Team	Shooting			Result	Behind	%	Pts	Remarks
					P	P	I					
1	56		BERGSTROM, Jan	Highl	2	0	6	39:08.0			50	
2	54		SCHICK, Russ	Highl	1	2	9	40:58.0	+1:50.0		46	
3	55		MOREAU, Louis	Highl	3	4	15	47:35.0	+8:27.0		43	

## Jr Girls - 6 km Sprint (AR)

Rank	Bib	Lic No	Name	Team	Shooting			Result	Behind	%	Pts	Remarks
					P	P	I					
1	81		SKELTON, hannah	Highl	0	0	4	34:59.0		105.3%	50	
2	70		SVAIKAUSKAS, Stephanie	Highl	1	2	4	36:22.0	+1:23.0	101.3%	46	
3	64		CZERNY, Sofie	Highl	3	3	13	39:12.0	+4:13.0	94.0%	43	
4	78		COOK, Ava	167	1	3	7	40:09.0	+5:10.0	91.8%	40	
5	63		BERGSTROM, Majiken	Highl	1	3	5	40:48.0	+5:49.0	90.3%	37	
6	72		LOHNES, Abby	167	4	1	9	41:15.0	+6:16.0	89.3%	34	
7	71		MARTIN, Sierra	2659	0	0	0	45:42.0	+10:43.0	80.6%	32	
8	62		CZERNY, Quinlan	Highl	3	5	18	47:36.0	+12:37.0	77.4%	31	
9	80		ESCH, H	1944	1	0	2	49:30.0	+14:31.0	74.4%	30	
10	76		EWART, Olivia	2799	1	2	5	53:00.0	+18:01.0	69.5%	29	
11	69		CLIPSTON, April	2659	1	1	9	53:02.0	+18:03.0	69.5%	28	
12	58		MUELLER, Miranda	1909	0	1	4	55:02.0	+20:03.0	67.0%	29	





# Snickers Challenge Summary of Results Sprint Competitions

Highlands Nordic, Duntroon, 18 January 2015

Start Time 10:45 -- Time of Last Finish 14:25

Rank	Bib	Name	Team	Shooting	Result	Behind	%	Pts	Remarks
13	73	WIESNER, Samantha	Highl	3 0 3	55:41.0	+20:42.0	66.2%	28	
14	77	WROBEL, Evelyn	2919	3 4 11	58:48.0	+23:49.0	62.7%	27	
15	59	SHEEDY, Madison	2919	0 2 2	59:33.0	+24:34.0	61.9%	26	
16	74	ESCH, T	1944	4 5 16	1:00:32.0	+25:33.0	60.9%	25	
17	82	NEUMAN, Maya	2799	3 1 6	1:02:56.0	+27:57.0	58.6%	24	
18	79	LI, Norina	778	2 0 4	1:07:14.0	+32:15.0	54.8%	23	
19	66	SHIELDS, Beatrix	2799	1 5 13	1:20:57.0	+45:58.0	45.5%	22	missed loops
20	67	MATILE, Jessica	2799	5 5 20	1:21:42.0	+46:43.0	45.1%	21	missed one bout, missed loops
21	61	TAN, Natalie	8	5 0 9	1:30:39.0	+55:40.0	40.7%	20	
22	75	ZHENG, Fion	8	5 2 17	1:34:17.0	+59:18.0	39.1%	19	
23	57	SPEARS, Erica	1909	4 5 17	1:34:58.0	+59:59.0	38.8%	18	
24	68	SHEPPARD, Toni	1909	5 5 20	1:55:52.0	+1:20:53.0	31.8%	17	missed one bout
DNS	60	YUAN, Eileen	8						
DNF	65	HENDRY, V	1944						


## Sr Girls - 6 km Sprint (AR)

Rank	Bib	Lic No	Name	Team	Shooting	Result	Behind	%	Pts	Remarks
1	89		GHOST, Senior	Highl	3 1 9	40:08.0		115.8%	50	
2	86		CLIPSTON, Victoria	2659	0 2 5	47:52.0	+7:44.0	97.1%	46	
3	85		LANGLOIS, Genevieve	2919	2 0 4	51:27.0	+11:19.0	90.3%	43	
4	84		MAJZIC, Alana	167	3 2 13	54:41.0	+14:33.0	85.0%	40	
5	88		EBRON, Ricci	778	3 2 8	59:54.0	+19:46.0	77.6%	37	
6	83		TAN, Sherrie	8	1 3 9	1:27:25.0	+47:17.0	53.2%	34	missed one bout
DNF	87		TROTTIER, Danielle	2919						

## Youth Women - 6 km Sprint (AR)

Rank	Bib	Lic No	Name	Team	Shooting	Result	Behind	%	Pts	Remarks
1	90		WOODHOUSE, Emily	2799	4 1 5	53:18.0			50	
2	92		YU, Jody	778	0 2 4	1:05:16.0	+11:58.0		46	





# Snickers Challenge Summary of Results Sprint Competitions

Highlands Nordic, Duntroon, 18 January 2015

Start Time 10:45 -- Time of Last Finish 14:25

3 91 MUSCAT, Ryen 2659 0 1 4 1:23:22.0 +30:04.0 43

## Open Long Female - 6 km Sprint (AR)

Rank	Bib	Lic No	Name	Team	Shooting			Result	Behind	%	Pts	Remarks
					P	P	I					
1	96		WHITTON, Martha	Highl	3	2	8	39:51.0		107.5%	50	
2	95		MOREAU, Celine	Highl	1	1	9	42:52.0	+3:01.0	100.0%	46	missed one bout
3	93		BERGSTROM, Sherriann	Highl	2	1	8	45:50.0	+5:59.0	93.5%	43	
DNS	94		SVAIKAUSKAS, Fernanda	Highl								

