

Final Results - 17 February 2015

Canada Winter Games Biathlon Events

Jr Women - 7.5 km Sprint

Otway, Prince George BC

Time of Last Finish: 0:57 hrs

Rank	Bib	Name	Team	Shooting			Final Time	Behind	%	Pts	Notes
				P	S	I					
1	2	TAM VON BURG, Leilani	ON	0	1	1	24:17.7	0.0	104%	100	
2	20	DICKSON, Emily	BC	0	3	3	25:12.7	+55.0	100.3%	97	
3	11	MOSER, Nadia	YT	2	2	4	26:19.4	+2:01.7	96%	94	
4	8	HAMEL, Charlotte	QC	1	1	2	26:55.2	+2:37.5	93.9%	91	
5	21	SMAILES, Jennah	BC	1	0	1	27:02.9	+2:45.2	93.4%	88	
6	16	SEPANDJ, Darya	AB	0	3	3	27:12.7	+2:55.0	92.9%	85	
7	18	CHONG, Kendall	AB	1	0	1	27:28.4	+3:10.7	92%	83	
8	34	CHICOINE, Kirsten	AB	2	2	4	27:40.9	+3:23.2	91.3%	81	
9	19	CAMPBELL, Caitlin	PE	1	2	3	28:11.5	+3:53.8	89.7%	79	
10	33	POISSON-GRÉGOIRE, Anabelle	QC	0	1	1	28:16.2	+3:58.5	89.4%	77	
11	9	POISSON-GRÉGOIRE, Sarah	QC	2	2	4	28:16.6	+3:58.9	89.4%	75	5.1c Reprimand
12	26	LAPINTE, Claire	BC	1	3	4	28:40.2	+4:22.5	88.2%	74	
13	4	NOTSCHAELE, Sydney	SK	0	2	2	28:56.7	+4:39.0	87.3%	73	
14	5	LOCKHART, Catherine	MB	0	1	1	29:19.9	+5:02.2	86.2%	72	
15	1	BANSER, Tekarra	BC	2	2	4	29:39.1	+5:21.4	85.2%	71	
16	27	SAVILL, Mackenzie	ON	0	1	1	29:46.9	+5:29.2	84.9%	70	
17	22	HYNDS-MEHLIN G, Alexandria	QC	1	0	1	30:00.6	+5:42.9	84.2%	69	
18	39	HEPPELL, Gina	NB	0	1	1	30:08.7	+5:51.0	83.9%	68	
19	14	LEIGHTON, Jordyn	ON	4	1	5	30:19.1	+6:01.4	83.4%	67	
20	24	KOVACHIK,	MB	1	1	2	30:31.8	+6:14.1	82.8%	66	

Final Results - 17 February 2015















Canada Winter Games Biathlon Events

Jr Women - 7.5 km Sprint

Otway, Prince George BC

Time of Last Finish: 0:57 hrs

Amelia

21	29	CHICOINE, Reagan	AB		1 4 5	30:36.3	+6:18.6	82.6%	65
22	6	BARGEN, Chloe	SK		1 1 2	30:59.7	+6:42.0	81.6%	64
23	32	PETERS, Maria	YT		0 3 3	31:17.8	+7:00.1	80.8%	63
24	7	WOODMAN, Rachael	PE		0 3 3	32:01.5	+7:43.8	78.9%	62
25	28	CAMPELL, Callie	PE		4 0 4	32:13.4	+7:55.7	78.4%	61
26	15	SEAGRAM, Mackenzie	NS		0 1 1	32:24.2	+8:06.5	78%	60
27	17	LOCKHART, Karly	MB		3 3 6	32:54.1	+8:36.4	76.8%	59
28	23	STADNYK, Hanne	SK		3 2 5	33:01.1	+8:43.4	76.6%	58
29	35	THOMAS, Katrena	NS		3 2 5	33:04.6	+8:46.9	76.4%	57
30	38	HENNESSEY, Kathleen	NS		0 3 3	33:14.7	+8:57.0	76%	56
31	25	TURNER, Mackenzie	ON		2 2 4	33:22.3	+9:04.6	75.7%	55
32	3	ST. CROIX, Rita Jane	NL		2 3 5	34:21.9	+10:04.2	73.6%	54
33	13	ARSENEAULT, Lindsay	NB		1 1 2	34:26.9	+10:09.2	73.4%	53
34	40	HARTLEY, Kayla	SK		1 0 1	34:28.0	+10:10.3	73.3%	52
35	31	BENOIT, Victoria	NL		3 2 5	34:42.0	+10:24.3	72.8%	51
36	12	MOSSMAN, Shyanne	NS		2 2 4	35:09.2	+10:51.5	71.9%	50
37	37	DUNCAN, Sarah	MB		1 2 3	35:18.4	+11:00.7	71.6%	49
38	10	SEPTON, Emma	NB		3 4 7	36:51.1	+12:33.4	68.6%	48
39	30	WOODMAN, Brigid	PE		2 2 4	37:18.8	+13:01.1	67.7%	47
40	36	LANDRY, Gabrielle	NB		2 4 6	37:50.2	+13:32.5	66.8%	46